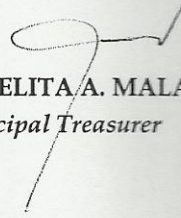



STATEMENT OF RECEIPTS AND EXPENDITURES
Municipality of Taal


Particulars	Account Code	Past Year Actual (2010)	Current Year (2011)		
			Actual	Estimate	Total
I. Beginning Balance					2,825,000.00
I.i Loan Proceeds					5,000,000.00
II. Income					
TAX REVENUE					
A. Local Taxes					
Amusement Tax	581		2,500.00	(27,500.00)	30,000.00
Mun. Business Tax	582	2,676,107.35	2,839,680.00	139,680.00	2,700,000.00
Community Tax	583	504,145.86	434,835.33	94,835.33	340,000.00
Franchise Tax	584	90,450.00	67,880.00	(32,120.00)	100,000.00
Occupation Tax	585	945.00	990.00	(10.00)	1,000.00
RPT - Current Year	588	977,267.33	892,823.69	(307,176.31)	1,200,000.00
RPT - Previous Year	588-1	435,554.38	252,152.80	2,152.80	250,000.00
RPT - Penalties	588-2	143,812.63	101,923.78	(48,076.22)	150,000.00
Tax on Sand and Gravel		6,836.00	6,352.50	6,352.50	
Fines / Penalties-Local Taxes	599	10,045.00	45,307.50	(174,692.50)	220,000.00
Percentage Tax				(10,000.00)	10,000.00
Sub-total		P 4,845,163.55	P 4,644,445.60	(356,554.40)	P 5,001,000.00
B. General Income					
1. Permits/Licenses					
Permit Fess - Mayor	605	870,389.00	727,238.66	(272,761.34)	1,000,000.00
Permit Fess - Building	605-1	179,508.43	105,985.13	(94,014.87)	200,000.00
Permit Fess - Burial	605-2	23,800.00	11,350.00	(28,650.00)	40,000.00
Permit Fess - Plumbing	605-3	15,422.85	8,088.70	(1,911.30)	10,000.00
Permit Fess - Electrical	605-4	195,935.90	95,897.08	(94,102.92)	190,000.00
Permit Fess - To open the grave	605-5	2,600.00	1,600.00	600.00	1,000.00
Fencing Fee on Building	605-9	57.60		-	
Registration Fee	606	232,770.00	117,505.00	(132,495.00)	250,000.00
Marriage	606-1	82,456.00	30,590.00	(49,410.00)	80,000.00
Permit Fees - Occupancy Permit	605-6	9,500.00	15,070.00	5,070.00	10,000.00
Other Permits/Licenses	608			(20,000.00)	20,000.00
Permit Fees - Transfer of Cadaver	605-7	400.00	300.00	300.00	
Development fees		10,962.00			
Fines and Penalties -Permits & License	609		32,547.50	32,547.50	
Subtotal		1,623,801.78	1,146,172.07	(654,827.93)	1,801,000.00
2. Service Income					
Clearance / Certification Fees	613	450,860.00	282,390.00	(217,610.00)	500,000.00
Police Clearance	613-1	244,125.00	194,450.00	(55,550.00)	250,000.00
Mayor's Clearance	613-2	11,500.00	6,100.00	(13,900.00)	20,000.00
Garbage Fees	616	77,600.00	91,100.00	(8,900.00)	100,000.00
Inspection Fees	617	145,462.00	183,600.00	33,600.00	150,000.00
Other Service Income	628	41,910.00	1,370.00	(18,630.00)	20,000.00
Local Locational clearance		236,726.15	152,714.66	(47,285.34)	200,000.00
Excavation fee		27,600.00			
Fines/ Penalties (service & Income)	629	32,717.50		(15,000.00)	15,000.00
Subtotal		1,268,500.65	911,724.66	(343,275.34)	1,255,000.00

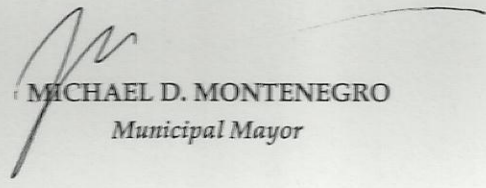
Particulars	Account Code	Past Year Actual (2010)	Current Year (2011)		
			Actual	Estimate	Total
3.2 Business Income					
Income from Cemetery Operations	633			(1,000.00)	1,000.00
Income from Markets - Fixed Stalls	636	5,370,000.00	2,721,800.00	(778,200.00)	3,500,000.00
Income from Markets - Cash Tickets	636-1	121,130.00	69,340.00	(230,660.00)	300,000.00
Income from Slaughterhouse	636-2	136,050.00	78,360.00	(121,640.00)	200,000.00
Parking Fees	640	6,450.00	3,400.00	(16,600.00)	20,000.00
Rent Income - Lot	642			(1,000.00)	1,000.00
Rent Income - Right To Lease	642-1	2,124,885.00	4,258,598.36	(1,741,401.64)	6,000,000.00
Fines/ Penalties	649	10,712.50		(20,000.00)	20,000.00
Subtotal		7,769,227.50	7,131,498.36	(2,910,501.64)	10,042,000.00
TOTAL BUSINESS INCOME					
4. Other Income					
Interest Income (Dep. w/ Banks)	664	193,426.77	160,359.23	(39,640.77)	200,000.00
IRA	665	59,061,462.00	31,972,356.00	(29,489,106.00)	61,461,462.00
Miscellaneous Income	678	1,081,780.63	1,124,349.00	124,349.00	1,000,000.00
Share from PAGCOR/PCSO	670	364,944.84	254,984.58	(45,015.42)	300,000.00
Subsidy Income from National Govt.					
Subtotal		60,701,614.24	33,512,048.81	(29,449,413.19)	62,961,462.00
TOTAL GENERAL INCOME		71,363,144.17	42,701,443.90	(33,358,018.10)	76,059,462.00
TOTAL AVAILABLE RESOURCES		76,208,307.72	47,345,889.50	(33,714,572.50)	88,885,462.00
III. EXPENDITURES					
A. General Public Service		45,084,670.84	21,541,553.57	33,410,299.12	54,951,852.69
B. Economic services		16,762,675.04	6,904,480.58	10,717,662.35	17,622,142.93
C. Social Services		9,522,842.67	4,988,446.37	6,827,100.64	11,815,547.01
D. Other Services		212,883.92	70,373.23	4,421,764.38	4,492,137.61
TOTAL EXPENDITURES		71,583,072.47	33,504,853.75	55,376,826.49	88,881,680.24
ENDING BALANCE		4,625,235.25	13,841,035.75	(89,091,398.99)	3,781.76

CERTIFIED CORRECT:


ANGELITA A. MALALUAN
Municipal Treasurer


LORNA B. BAUTISTA
Municipal Budget Officer


JOSELITO PANGANIBAN
Municipal Accountant

Approved by:

MICHAEL D. MONTENEGRO
Municipal Mayor